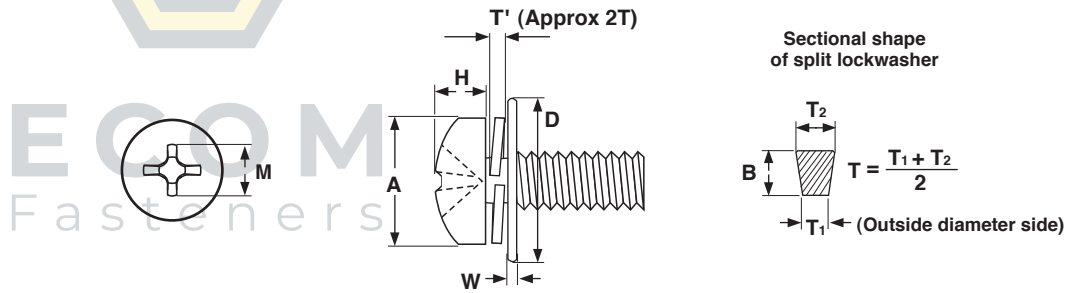


SEMS **JIS B1188 Small Pan Phillips: STAINLESS Split Lockwasher/Flat Washer**

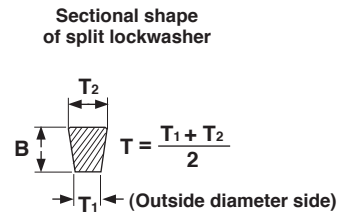
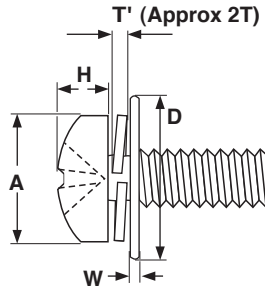


METRIC - JIS B1188 PHILLIPS SMALL PAN SPLIT WASHER / FLAT WASHER SEMS														JIS B1188	
Screw Dimensions							Flat Washer				Split Washer		Phillips Drive Size		
Nominal Size	Thread Pitch	A		H		M	D		W		D1	B(min) x T (min)			
		Max	Min	Max	Min	Ref	Max	Min	Max	Min	Max				
M2	0.4	3.5	3.1	1.4	1.2	2.2	4.3	4	0.34	0.26	4	0.9 x 0.5	1		
							5	4.7	0.34	0.26					
M2.5	0.45	4.5	4.1	1.8	1.6	2.6	5	4.7	0.55	0.45	4.8	1 x 0.6	1		
							6.5	6.15	0.55	0.45					
M3	0.5	5.5	5	2.15	1.85	3.6	6	5.7	0.55	0.45	5.5	1.1 x 0.7	2		
							7	6.65	0.55	0.45					
							8	7.65	0.9	0.7					
M4	0.7	7	6.5	2.75	2.45	4.2	9	8.65	0.9	0.7	7	1.4 x 1	2		
M5	0.8	9	8.4	3.45	3.15	4.9	10	9.65	1.1	0.9	8.5	1.7 x 1.3	2		
M6	1.0	10.5	9.8	4.1	3.7	6.3	12.5	12.1	1.75	1.45	11.5	2.7 x 1.5	3		

Tolerance on Length	Nominal Screw Size	Nominal Screw Lengths			
		Up to 10 mm	Over 10 mm to 20 mm, incl.	Over 20 mm to 40 mm, incl.	Over 40 mm
	M2.5	-0.4	-0.6	-0.8	-
	M3 to M4	-0.6	-0.6	-0.8	-1
	M5 to M8	-0.8	-1	-1	-1

Description	A cross-recessed, pan head machine screw with two free-spinning, captive washers. Directly below the pan head is a helical split lockwasher; beneath the split lockwasher is a round flat washer. The diameter and height of the pan head are between 5% and 20% smaller than a standard pan head.		
Applications/ Advantages	This double washer sems screw is typically a more economical alternative to a patented conical washer sems screw. They are commonly used in the electronics industry. The Stainless Sems screw is used in applications where resistance to corrosion is a primary concern.		
Component	<i>Screw</i>	<i>Split Lockwasher</i>	<i>Flat Washer</i>
Material	A2 Stainless	304 Stainless	302 Stainless
Plating	Stainless Sems are usually provided without any additional finish..		

JIS B1188 Small Pan Phillips:
STEEL Split Lockwasher/Flat Washer



METRIC - JIS B1188 PHILLIPS SMALL PAN SPLIT WASHER / FLAT WASHER SEMS														JIS B1188
Screw Dimensions							Flat Washer				Split Washer		Phillips Drive Size	
Nominal Size	Thread Pitch	A		H		M	D		W		D1	B(min) x T (min)		
		Head Diameter		Head Height		Recess Diam	Outside Diameter		Thickness		Outside Diameter			
		Max	Min	Max	Min	Ref	Max	Min	Max	Min	Max			
M2	0.4	3.5	3.1	1.4	1.2	2.2	5	4.7	0.34	0.26	4	0.9 x 0.5	1	
M2.5	0.45	4.5	4.1	1.8	1.6	2.6	6.5	6.15	0.55	0.45	4.8	1 x 0.6	1	
M3	0.5	5.5	5	2.15	1.85	3.6	7	6.65	0.55	0.45	5.5	1.1 x 0.7	2	
							6	5.7	0.55	0.45				
M4	0.7	7	6.5	2.75	2.45	4.2	10	9.65	1.1	0.9	7	1.4 x 1	2	
							9	8.65	0.9	0.7				
							8	7.65	0.9	0.7				
M5	0.8	9	8.4	3.45	3.15	4.9	10	9.65	1.1	0.9	8.5	1.7 x 1.3	2	
M6	1.0	10.5	9.8	4.1	3.7	6.3	12.5	12.1	1.75	1.45	11.5	2.7 x 1.5	3	

Tolerance on Length	Nominal Screw Size	Nominal Screw Lengths				
		Up to 4mm	Over 4 mm to 10 mm	Over 10 mm to 20 mm, incl.	Over 20 mm to 40 mm, incl.	Over 40 mm
	M2 & M2.5	-0.3	-0.4	-0.6	-0.8	-
M3 to M4.5	-	-0.6	-0.6	-0.8	-1	
M5 to M8	-	-0.8	-1	-1	-1	

Description	A cross-recessed, pan head machine screw with two free-spinning, captive washers. Directly below the pan head is a helical split lockwasher; beneath the split lockwasher is a round flat washer. The diameter and height of the pan head are between 5% and 20% smaller than a standard pan head.		
Applications/ Advantages	This double washer sems screw is typically a more economical alternative to a patented conical washer sems screw. They are commonly used in the electronics industry.		
Component	<i>Screw</i>	<i>Split Lockwasher</i>	<i>Flat Washer</i>
Material	Class 4.8 carbon steel	Split lockwashers shall be made from a carbon steel that conforms to the following chemical composition requirements: Carbon: 0.54 - 0.81%; Silicon: 0.15 - 0.35%; Manganese: 0.30 - 0.90%; Phosphorus: 0.030% max.; Sulfur: 0.030% max.	Plain washers shall be made from a carbon steel that conforms to the following chemical composition requirements: Carbon: 0.12% max.; Manganese: 0.50% max.; Phosphorus: 0.040% max.; Sulfur: 0.045% max.
Hardness	Rockwell B 71 minimum	Rockwell C 42 - 50	Rockwell B 60 maximum
Tensile Strength	420 N/mm ² (applies to screws with a minimum nominal length of 2.5d (where d is the nominal diameter of the screw))		
Plating	Sems are available in zinc yellow and clear zinc finishes, and baked after plating.		