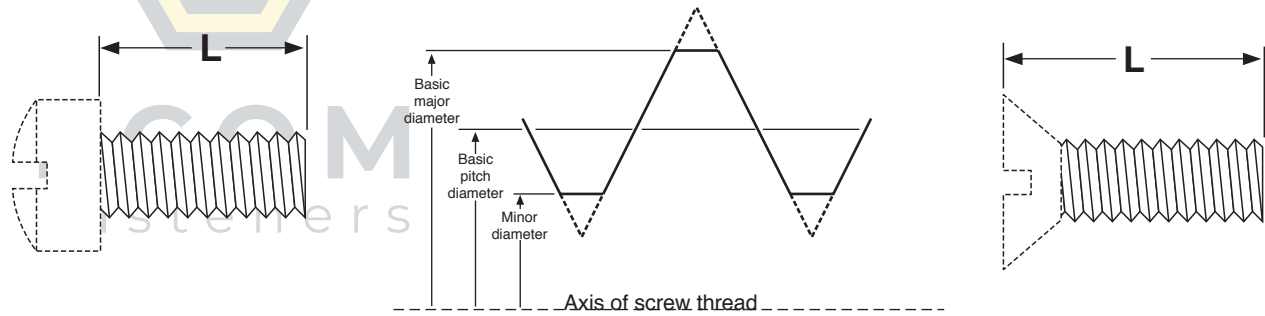


DIMENSIONS

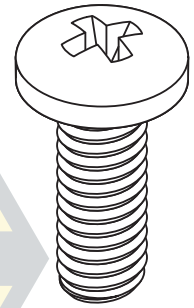
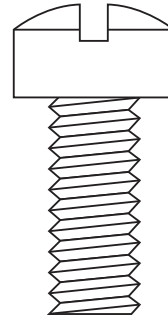
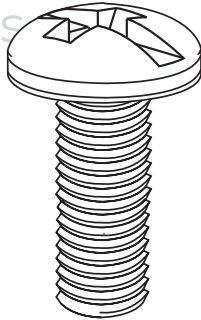



| 2A EXTERNAL THREADS FOR MACHINE SCREWS AND SEMS | | | | | | | | | ASME B 1.1 (2008) | |
|---|--------------------|-----------|----------------|-------|----------------|-------|-----------|------------------------------|--|------|
| Nominal Size & Threads per Inch | Series Designation | Allowance | Major Diameter | | Pitch Diameter | | | Stress Area, in ² | Tensile Strength, ^a lb., min. (STEEL screws only) | |
| | | | Max | Min | Max | Min | Tolerance | | | |
| 0-80 | 0.060 | UNF | .0005 | .0595 | .0563 | .0514 | .0496 | .001762 | 0.00180 | - |
| 1-64 | 0.073 | UNC | .0006 | .0724 | .0686 | .0623 | .0603 | .001970 | 0.00263 | - |
| 1-72 | 0.073 | UNF | .0006 | .0724 | .0689 | .0634 | .0615 | .001899 | 0.00278 | - |
| 2-56 | 0.086 | UNC | .0006 | .0854 | .0813 | .0738 | .0717 | .002127 | 0.00370 | - |
| 2-64 | 0.086 | UNF | .0006 | .0854 | .0816 | .0753 | .0733 | .002040 | 0.00394 | - |
| 3-48 | 0.099 | UNC | .0007 | .0983 | .0938 | .0848 | .0825 | .002302 | 0.00487 | - |
| 3-56 | 0.099 | UNF | .0007 | .0983 | .0942 | .0867 | .0845 | .002191 | 0.00523 | - |
| 4-40 | 0.112 | UNC | .0008 | .1112 | .1061 | .0950 | .0925 | .002507 | 0.00604 | 360 |
| 4-48 | 0.112 | UNF | .0007 | .1113 | .1068 | .0978 | .0954 | .002361 | 0.00661 | 396 |
| 5-40 | 0.125 | UNC | .0008 | .1242 | .1191 | .1080 | .1054 | .002562 | 0.00796 | 470 |
| 5-44 | 0.125 | UNF | .0007 | .1243 | .1195 | .1095 | .1070 | .002484 | 0.00830 | 498 |
| 6-32 | 0.138 | UNC | .0008 | .1372 | .1312 | .1169 | .1141 | .002820 | 0.00909 | 550 |
| 6-40 | 0.138 | UNF | .0008 | .1372 | .1321 | .1210 | .1184 | .002614 | 0.01015 | 609 |
| 8-32 | 0.164 | UNC | .0009 | .1631 | .1571 | .1428 | .1399 | .002916 | 0.0140 | 850 |
| 8-36 | 0.164 | UNF | .0008 | .1632 | .1577 | .1452 | .1424 | .002804 | 0.01474 | 884 |
| 10-24 | 0.190 | UNC | .0010 | .1890 | .1818 | .1619 | .1586 | .003319 | 0.0175 | 1050 |
| 10-32 | 0.190 | UNF | .0009 | .1891 | .1831 | .1688 | .1658 | .003004 | 0.0200 | 1200 |
| 12-24 | 0.216 | UNC | .0010 | .2150 | .2078 | .1879 | .1845 | .003400 | 0.0242 | 1450 |
| 12-28 | 0.216 | UNF | .0010 | .2150 | .2085 | .1918 | .1886 | .003224 | 0.0258 | 1548 |
| 1/4-20 | 0.250 | UNC | .0011 | .2489 | .2408 | .2164 | .2127 | .003731 | 0.0318 | 1900 |
| 1/4-28 | 0.250 | UNF | .0010 | .2490 | .2425 | .2258 | .2225 | .003322 | 0.0364 | 2200 |
| 5/16-18 | 0.3125 | UNC | .0012 | .3113 | .3026 | .2752 | .2712 | .004041 | 0.0524 | 3150 |
| 5/16-24 | 0.3125 | UNF | .0011 | .3114 | .3042 | .2843 | .2806 | .003660 | 0.0580 | 3480 |
| 3/8-16 | 0.375 | UNC | .0013 | .3737 | .3643 | .3331 | .3287 | .004363 | 0.0775 | 4650 |
| 3/8-24 | 0.375 | UNF | .0011 | .3739 | .3667 | .3468 | .3430 | .003804 | 0.0878 | 5268 |
| 1/2-13 | 0.500 | UNC | .0015 | .4985 | .4876 | .4485 | .4435 | .004965 | 0.1419 | 8500 |
| 1/2-20 | 0.500 | UNF | .0013 | .4987 | .4906 | .4662 | .4619 | .004288 | 0.1599 | 9594 |

| Tolerance on Length L | Nominal Screw Size | Nominal Screw Length | | | |
|------------------------------|--------------------|----------------------|--------------------------|------------------------|------------|
| | | Up to 1/2 in., incl. | Over 1/2 to 1 in., incl. | Over 1 to 2 in., incl. | Over 2 in. |
| | | 0 thru 12 | -0.02 | -0.03 | -0.06 |
| 1/4 thru 3/4 | -0.03 | -0.03 | -0.06 | -0.09 | |

^aTensile strength values are based on 60,000 psi. and apply to carbon steel screws and SEMS only. Hex and Hex Washer head machine screws of sufficient length may be wedge tensile tested. Other head styles may be axial tensile tested.

Steel & Stainless Mechanical & Performance Requirements



| | | | | | |
|--|--|--|-----------------------------------|----------------------------|--|
| Description | A straight shank fastener with external threads designed to go through a hole or nut that is pre-tapped to form a mating thread for the screw. | | | | |
| Applications/ Advantages | Machine screws form a fastening superior in strength to spaced thread screws. | | | | |
| | <i>Steel</i> | <i>Stainless</i> | | | <i>Aluminum</i> |
| | <p>Steel Zinc is the most common and most popular variety of steel machine screws</p> <p>Steel Zinc yellow screws are popular in electronics applications.</p> <p>Steel Zinc Black and Black Oxide screws are used to blend in with black-colored components.</p> | <p>18-8 Stainless steel machine screws are used in applications which require general atmospheric corrosion resistance, in food processing machinery and refrigeration equipment. Stainless is also superior to steel in withstanding some elevation in application operating temperature while maintaining its strength.</p> <p>316 Stainless steel offers superior corrosion resistance to 18-8 and is superior at maintaining its strength at high temperatures.</p> <p>410 Stainless steel is recommended in applications where greater tensile strength is needed such as control mechanisms or valves under high stress. 410 is not as corrosion resistant as are 18-8 or 316 stainless</p> | | | <p>In some applications, aluminum machine screws can be a less expensive alternative to stainless screws because of their resistance to corrosion and high rate of conductivity. Aluminum machine screws should be fastened with aluminum nuts to minimize the chance of galvanic corrosion.</p> |
| Material | AISI 1006 - 1022 or equivalent steel. | SAE 18-8 stainless steel | 316 stainless steel | 410 stainless steel | 2024-T4 alloy |
| Hardness | Rockwell B70 - B100. | Rockwell B85 - B95 (approximate)* | Rockwell B85 - B95 (approximate)* | Rockwell C34 (approximate) | - |
| Tensile Strength | 60,000 psi. minimum. | 80,000 psi. minimum (100,000 psi after cold working)* | 85,000 - 140,000 psi. | 180,000 psi. | 62,000 psi. minimum |
| | <p>Steel machine screws which have a nominal diameter smaller than #4 are not subject to tensile testing. No. 4 and No. 5 machine screws which are shorter than 1/2" are not subject to tensile testing. Steel machine screws of diameters No. 6 to 1/2" inclusive, which are shorter than either 1/2" or 3D (where D is the nominal screw size in inches) are not subject to tensile testing. Such steel machine screws of a size to be tested shall meet the tensile load requirements listed above.</p> <p>Tensile strength values for stainless screws are offered as approximations only; there is no single standard for the performance requirements of stainless machine screws.</p> | | | | |
| Plating | See Appendix-A for information on the plating of steel machine screws | Stainless machine screws are usually supplied plain or with a black oxide finish. | | | Aluminum machine screws are usually supplied without any additional finish. |
| *Hardness and tensile strength standards are offered as guides only for stainless machine screws. There is currently no national standard for these performance requirements for stainless machine screws. | | | | | |

